

My Success Platinum Quick Overview

Sign into TCC Passport, then click My Success Platinum.
NOTE: Select Private Computer to avoid being signed out after a few minutes, but make sure sign out and close the browser when you finish using TCC Passport.



My Info Page:

Verify that all the information on this screen is correct and up to date.

Reminder:

- You cannot change your first/middle/last name on this screen.
- Your email address cannot be changed.
- There must be a telephone number listed under Home Phone.

A screenshot of the 'My Info' page. The page is titled 'My Info' and has tabs for 'My Info', 'My Goal', 'My Plan', 'My Progress', and 'My Summary'. The 'My Info' tab is selected. The page is divided into four sections: 'Personal Information', 'Emergency Contact', 'Local Address', and 'Permanent Address'. Each section contains form fields for various pieces of information. A red circle highlights a green button labeled 'Yes, This is Correct' at the bottom right of the page.

Choosing a Career Page:

Select a Primary Career Choice by typing in a career or selecting from the list provided.

Reminder:

- Use the online resources provided on this page.

A screenshot of the 'Choosing a Career' page. The page is titled 'Choosing a Career' and has tabs for 'My Info', 'My Goal', 'My Plan', 'My Progress', and 'My Summary'. The 'My Goal' tab is selected. The page is divided into two sections: 'Career Choice' and 'Confirm'. The 'Career Choice' section has a dropdown menu for 'Primary Career (Required)' with 'Police Patrol Officer' selected, and a dropdown menu for 'Additional (Optional)' with 'Criminal Investigator and Special Agent' selected. A red circle highlights a green button labeled 'Continue' at the bottom right of the page.

Verify Your TCC Goal Page:

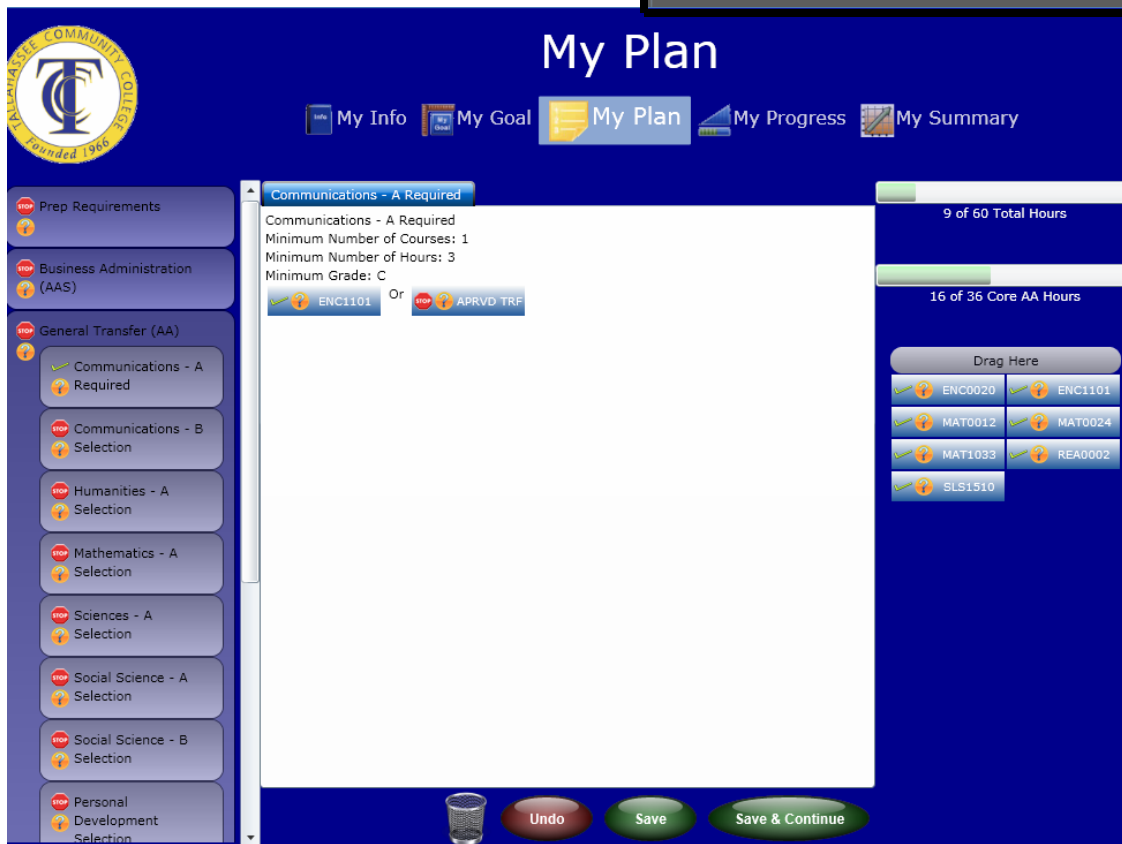
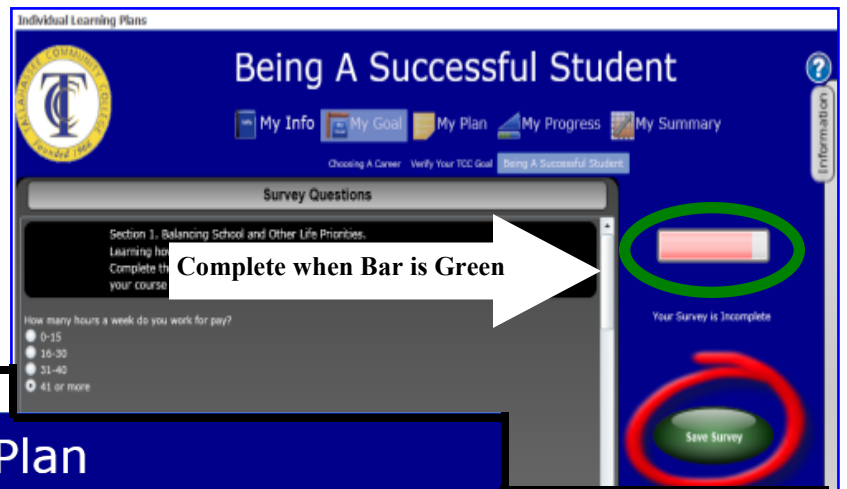
Verify that your Primary Objective is correct. Your Primary Objective is the degree you are seeking at TCC.

For AA Students Only:

Identify your transfer major and your transfer institution. If undecided about major or transfer institution mark NONE/UNDECIDED.

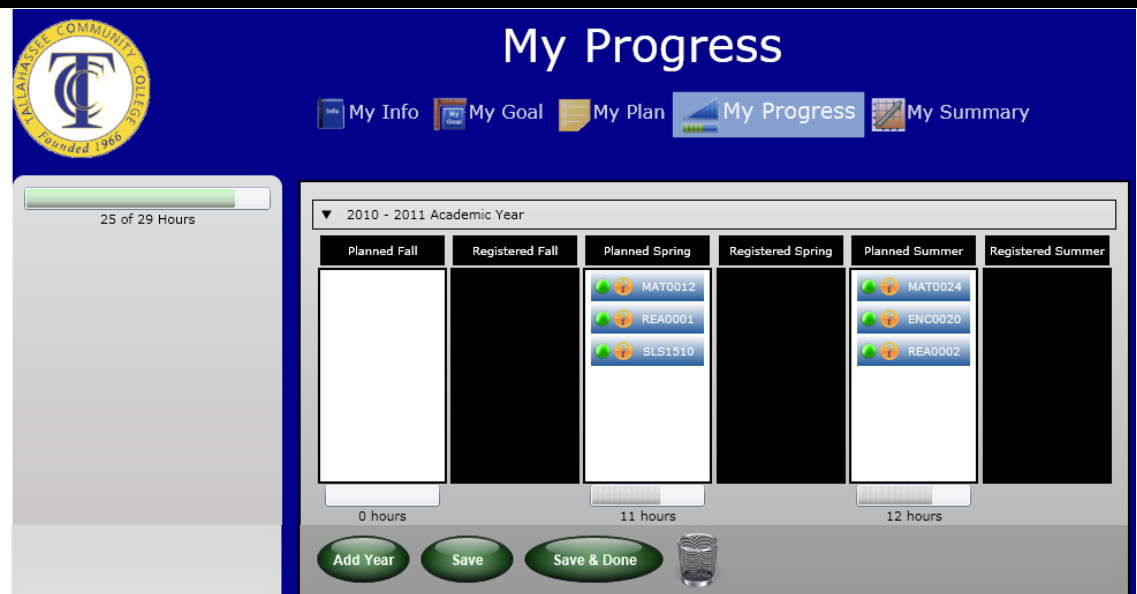
A screenshot of the 'Verify Your TCC Goal' page. The page is titled 'Verify Your TCC Goal' and has tabs for 'My Info', 'My Goal', 'My Plan', 'My Progress', and 'My Summary'. The 'My Goal' tab is selected. The page is divided into two sections: 'Primary Objective' and 'Transfer Information'. The 'Primary Objective' section has a dropdown menu for 'Program Id' with '1001' selected, a dropdown menu for 'Award Type' with 'AA' selected, and a dropdown menu for 'Title' with 'General Transfer' selected. A red circle highlights a green button labeled 'View' at the bottom right of the page. The 'Transfer Information' section has a dropdown menu for 'Transfer Major' with 'Biology, General' selected and a dropdown menu for 'Transfer Institution' with 'Florida State University' selected. A red circle highlights a green button labeled 'Yes, This is Correct' at the bottom right of the page.

Being a Successful Student:
 Scroll down to complete the survey.
 The survey will be complete when
 the bar turns green. →



My Plan Page:
 Click the buttons on
 the left. The center
 panel will reveal
 options for courses
 that satisfy each
 requirement. Drag n'
 drop or double-click
 the courses you plan
 on taking. This will
 add the courses to
 your wish list on the
 right side. Plan
 courses for at least
 the next two
 semesters.

My Progress Page:
 Drag courses from
 the left to the
 PLANNED column
 of the semester you
 plan to take the
 courses. Plan courses
 for at least the next
 two semesters.
 Reminder:
 If you see any stop
 signs, then the
 course selected
 cannot be taken
 at that time.



Need more help with My Success Platinum click **Need Help?** anytime.